

ProSig Wi-Fi 6E Tri-Band Directional Antennas

2x2 and 4x4 MIMO Panel Antennas 2.4-2.5, 4.9-6.0 & 6.0-7.125 GHz

ProSig 2.4-2.5, 4.9-6.0, 6.0-7.125 GHz tri-band directional array panel antennas are specially designed to complement interior or exterior mounted Wi-Fi 6E wireless network systems.

The antennas are supplied with integrated RG58LL plenum-rated cables with RP-SMA connectors for ease of installation.

The supplied mounting bracket allows for either pole/mast mounting or direct wall mount configurations.

FEATURES AND BENEFITS

- Tri-Band Wi-Fi coverage including legacy Wi-Fi, Wi-Fi 6, Wi-Fi 6E and Wi-Fi 7
- 2x2 and 4x4 MIMO options
- High performance beam pattern
- Pole/mast and wall mountable with supplied mounting hardware

APPLICATIONS

- WLAN
- Wi-Fi - Wi-Fi 7 (802.11be), Wi-Fi 6E (802.11ax), Wi-Fi 6 (802.11ax), Wi-Fi 5 (802.11ac), Wi-Fi 4 (802.11n), 802.11b/g
- Automation and control
- Outdoor and indoor applications

ELECTRICAL SPECIFICATION			
Operating Frequency (MHz)	2400-2500	4900-6000	6000-7125
VSWR - Average	<2.0:1		
Peak Gain - Max (dBi)	6.1	6.1	5.4
Total Efficiency Average (%)	64	68	60
Average 3 dB Beamwidth (°) Azimuth	79	83	80
Average 3 dB Beamwidth (°) Azimuth	79	79	78
Port Isolation (dB)	20	25	23
Input Max Power (W)	2		
Polarization	Linear, Vertical		
Azimuth Beamwidth (All Models)	360°, Omnidirectional		
Nominal Impedance (Ohms)	50		

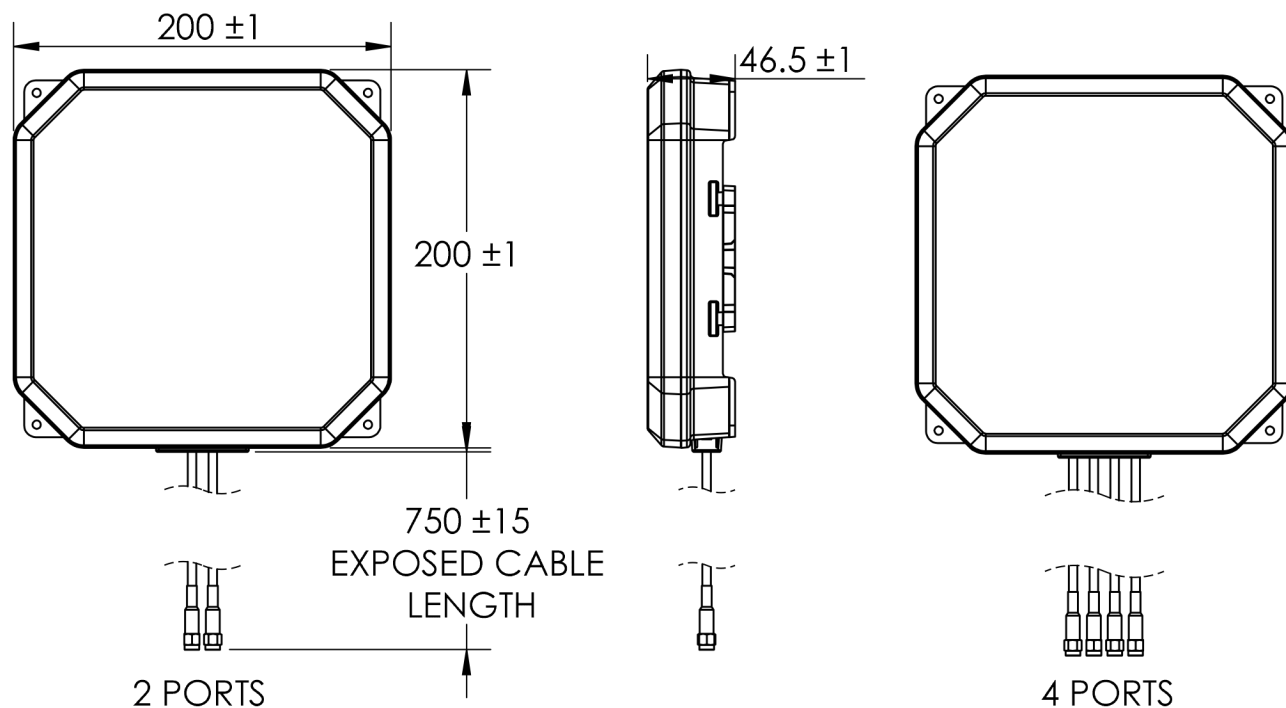
MECHANICAL SPECIFICATION

Dimensions - L x W x H - mm (in.)	200 x 200 x 46.5 (7.87 x 7.87 x 1.83)
Weight - kg (lbs.)	2-Port - 0.43 (0.95) 4-Port - 0.54 (1.19)
Radome	ASA, Luran S 788T, UV (White)
Cable	75±0.8 cm PLENUM RATED RG58LL
Connector	RP-SMA
Ingress Protection	IP67
Wind Loading mph (kph)	135 (217)
Vibration	IEC 60068-2-64 (Vibration, broad-band random)
Shock	IEC 60068-2-27
Earthquake	IEC 60068-2-6 [Fc]
Drop Test - Radome	Drop freely from a height of 1m, 5 times, 1 drop per side
Pull Test - Cable	20lbs straight pull with antenna held fixed

ENVIRONMENTAL SPECIFICATION

Operating Temperature - °C (°F)	-50 to +65°C (-58 to +149°F)
Storage Temperature - °C (°F)	-50 to +65°C (-58 to +149°F)
Material Substance Compliance	RoHS Compliant CE & UKCA

MECHANICAL DRAWINGS

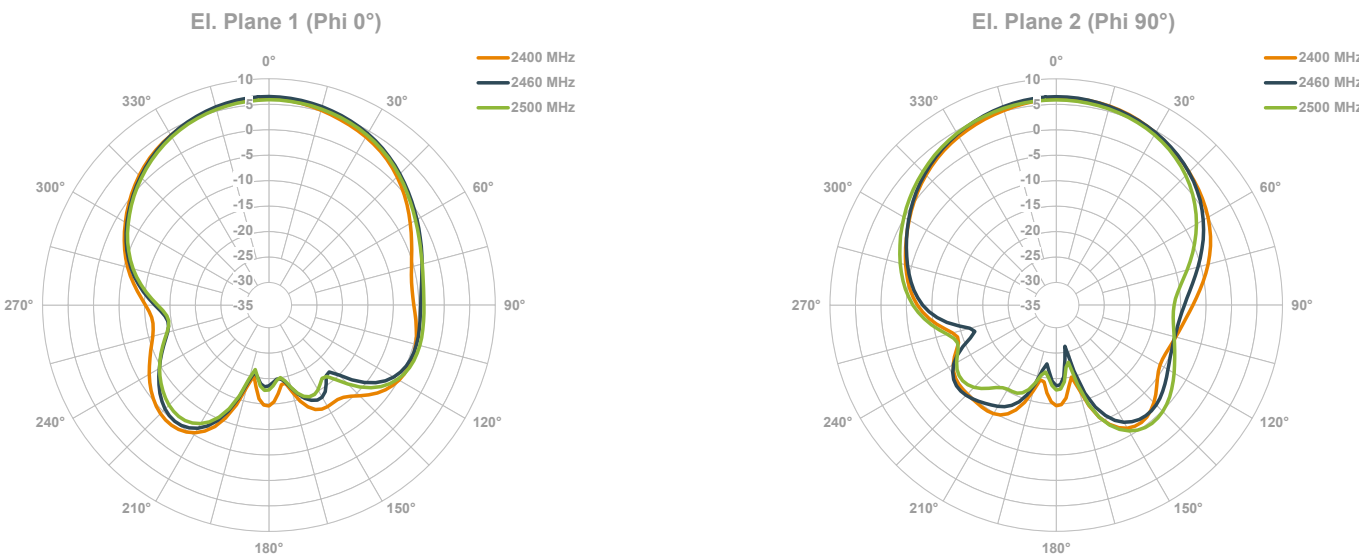


PART NUMBER CONFIGURATIONS

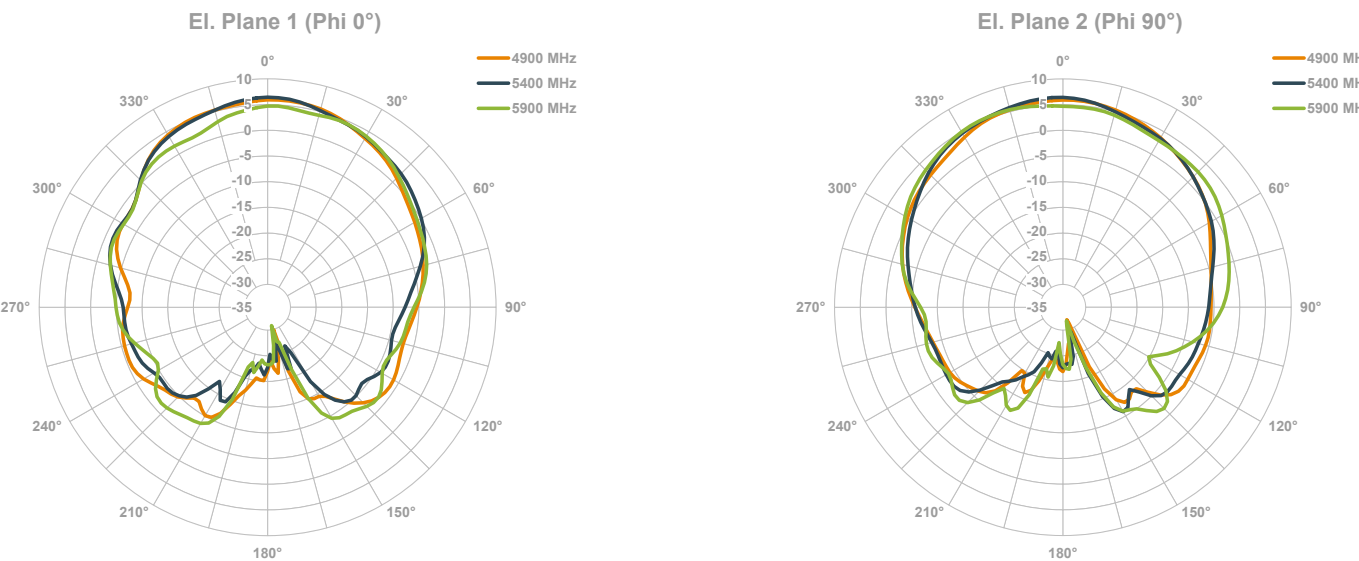
PART NUMBER	DESCRIPTION	CABLE	CONNECTOR	UNIT WEIGHT
L000684-03	2x2 MIMO: 2.4-2.5, 4.9-6.0, 6.0-7.125 GHz	RG58LL, 75CM ± 1.5	2 x RP-SMA	0.43 kg (0.95 lbs)
L000684-04	4x4 MIMO: 2.4-2.5, 4.9-6.0, 6.0-7.125 GHz	RG58LL, 75CM ± 1.5	4 x RP-SMA	0.54 kg (1.19 lbs)

RADIATION PATTERNS

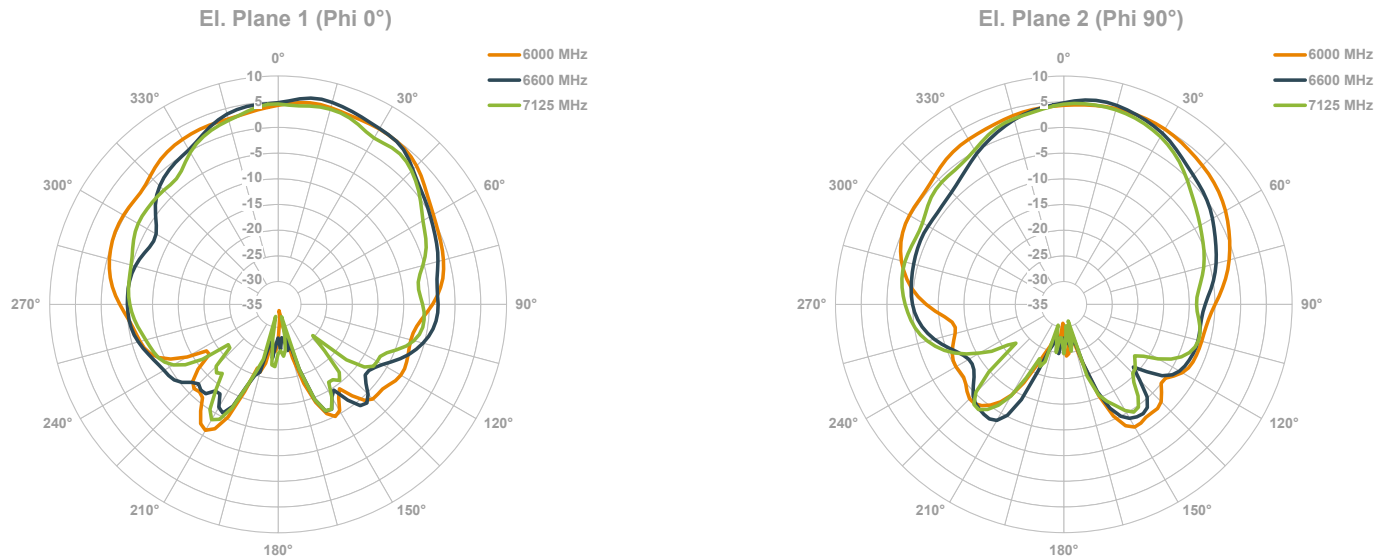
Radiation Patterns at 2.4 - 2.5 GHz



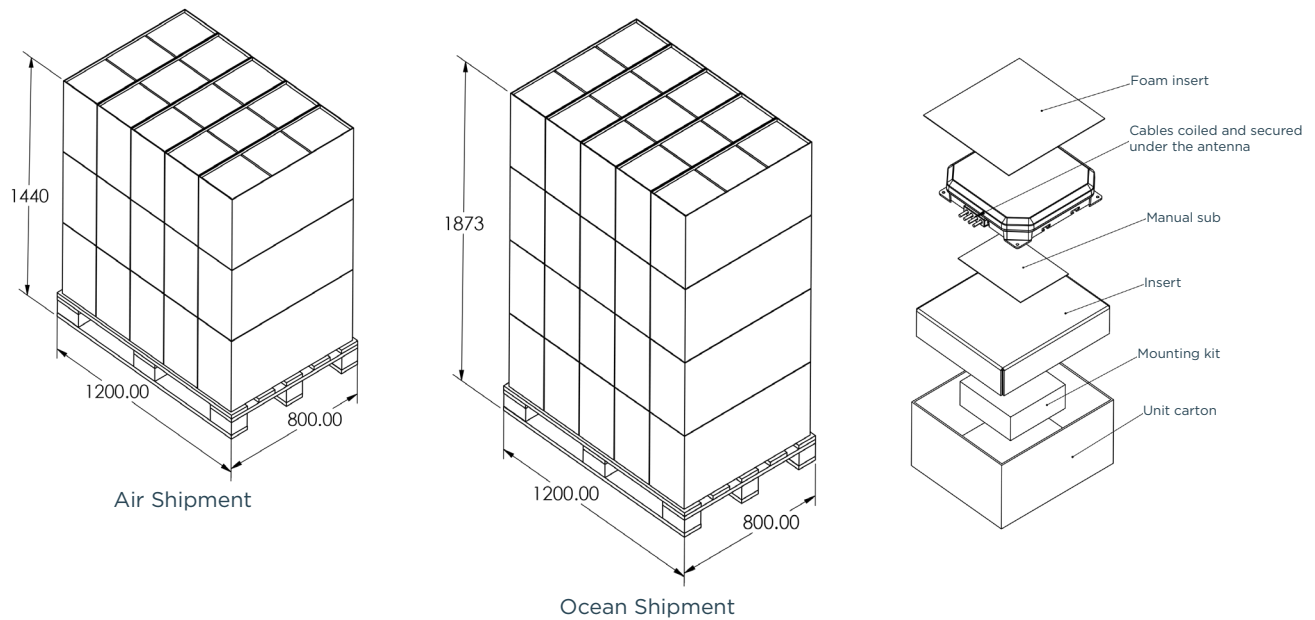
Radiation Patterns at 4.9 - 6.0 GHz



Radiation Patterns at 6.0 - 7.125 GHz



PACKING INFORMATION



PACKAGED DIMENSIONS	Unit Carton	MASTER CARTON	AIR PALLET	OCEAN PALLET
Number of Antennas	1	9	135	180
Height mm (in)	13.4 (5.3)	43.0 (16.9)	144.0 (56.7)	187.3 (73.7)
Length mm (in)	24.4 (9.6)	77.0 (30.3)	120.0 (47.2)	120.0 (47.2)
Width mm (in)	21.4 (8.4)	23.0 (9.1)	80.0 (31.5)	80.0 (31.5)
Est. Shipping Weight kg (lbs.)	0.8 (1.8)	7.2 (15.9)	108.0 (238.1)	144.0 (317.5)

TE TECHNICAL SUPPORT CENTER

USA:	+1 (800) 522-6752
Canada:	+1 (905) 475-6222
Mexico:	+52 (0) 55-1106-0800
Latin/S. America:	+54 (0) 11-4733-2200
Germany:	+49 (0) 6251-133-1999
UK:	+44 (0) 800-267666
France:	+33 (0) 1-3420-8686
Netherlands:	+31 (0) 73-6246-999
China:	+86 (0) 400-820-6015

te.com

TE, and TE connectivity (logo) are trademarks owned or licensed by the TE Connectivity Ltd. family of companies. All other logos, products and/or company names referred to herein might be trademarks of their respective owners.

The information given herein, including drawings, illustrations and schematics which are intended for illustration purposes only, is believed to be reliable. However, TE Connectivity makes no warranties as to its accuracy or completeness and disclaims any liability in connection with its use. TE Connectivity's obligations shall only be as set forth in TE Connectivity's Standard Terms and Conditions of Sale for this product and in no case will TE Connectivity be liable for any incidental, indirect or consequential damages arising out of the sale, resale, use or misuse of the product. Users of TE Connectivity products should make their own evaluation to determine the suitability of each such product for the specific application.

TE Connectivity warrants to the original end user customer of its products that its products are free from defects in material and workmanship. Subject to conditions and limitations TE Connectivity will, at its option, either repair or replace any part of its products that prove defective because of improper workmanship or materials. This limited warranty is in force for the useful lifetime of the original end product into which the TE Connectivity product is installed. Useful lifetime of the original end product may vary but is not to exceed one (1) year from the original date of the end product purchase.

©2024 TE Connectivity. All Rights Reserved.

06/24 Original